

General information about company

Scrip code	523618
NSE Symbol	DREDGECORP
MSEI Symbol	NOTLISTED
ISIN	INE506A01018
Name of the company	DREDGING COPRORATION OF INDIA LIMITED
Whether company is SME	No
Class of Security	Equity Shares
Type of report	Quarterly
Quarter Ended / Half year ended/Date of Report (For Prelisting / Allotment)	31-12-2023
Date of allotment / extinguishment (in case Capital Restructuring selected) / Listing Date	
Shareholding pattern filed under	Regulation 31 (1) (b)
Whether the listed entity is Public Sector Undertaking (PSU)?	No

Declaration

Sr. No.	Particular	Yes/No	Promoter and Promoter Group	Public shareholder	Non Promoter- Non Public
1	Whether the Listed Entity has issued any partly paid up shares?	No	No	No	No
2	Whether the Listed Entity has issued any Convertible Securities ?	No	No	No	No
3	Whether the Listed Entity has issued any Warrants ?	No	No	No	No
4	Whether the Listed Entity has any shares against which depository receipts are issued?	No	No	No	No
5	Whether the Listed Entity has any shares in locked-in?	No	No	No	No
6	Whether any shares held by promoters are pledge or otherwise encumbered?	No	No		
7	Whether company has equity shares with differential voting rights?	No	No	No	No
8	Whether the listed entity has any significant beneficial owner?	No			

Table VI - Statement showing foreign ownership limits

Particular	Approved limits (%)	Limits utilized (%)
As on shareholding date	0	0
As on the end of previous 1st quarter	0	0
As on the end of previous 2nd quarter	0	0
As on the end of previous 3rd quarter	0	0
As on the end of previous 4th quarter	0	0

Table I - Summary Statement holding of specified securities

Category (I)	Category of shareholder (II)	Nos. Of shareholders (III)	No. of fully paid up equity shares held (IV)	No. Of Partly paid-up equity shares held (V)	No. Of shares underlying Depository Receipts (VI)	Total nos. shares held (VII) = (IV)+ (V)+ (VI)	Shareholding as a % of total no. of shares (calculated as per SCRR, 1957) (VIII) As a % of (A+B+C2)	Number of Voting Rights held in each class of securities (IX)			
								No of Voting (XIV) Rights			Total as a % of (A+B+C)
								Class eg: X	Class eg:y	Total	
(A)	Promoter & Promoter Group	4	20572013			20572013	73.47	20572013		20572013	73.47
(B)	Public	49260	7427987			7427987	26.53	7427987		7427987	26.53
(C)	Non Promoter-Non Public										
(C1)	Shares underlying DRs										
(C2)	Shares held by Employee Trusts										
	Total	49264	28000000			28000000	100	28000000		28000000	100

Table I - Summary Statement holding of specified securities

Category (I)	Category of shareholder (II)	No. Of Shares Underlying Outstanding convertible securities (X)	No. of Shares Underlying Outstanding Warrants (Xi)	No. Of Shares Underlying Outstanding convertible securities and No. Of Warrants (Xi) (a)	Shareholding , as a % assuming full conversion of convertible securities (as a percentage of diluted share capital) (XI)= (VII)+(X) As a % of (A+B+C2)	Number of Locked in shares (XII)		Number of Shares pledged or otherwise encumbered (XIII)		Number of equity shares held in dematerialized form (XIV)	Sub-categorization of shares		
						No. (a)	As a % of total Shares held (b)	No. (a)	As a % of total Shares held (b)		Sub-category (i)	Sub-category (ii)	Sub-category (iii)
(A)	Promoter & Promoter Group				73.47					20572013			
(B)	Public				26.53					7426602	0	0	0
(C)	Non Promoter-Non Public												
(C1)	Shares underlying DRs												
(C2)	Shares held by Employee Trusts												
	Total				100					27998615	0	0	0

Table II - Statement showing shareholding pattern of the Promoter and Promoter Group


Sr.	Category & Name of the Shareholders (I)	Nos. Of shareholders (III)	No. of fully paid up equity shares held (IV)	No. Of Partly paid-up equity shares held (V)	No. Of shares underlying Depository Receipts (VI)	Total nos. shares held (VII) = (IV)+(V)+(VI)	Shareholding as a % of total no. of shares (calculated as per SCRR, 1957) (VIII) As a % of (A+B+C2)	Number of Voting Rights held in each class of securities (IX)			
								No of Voting (XIV) Rights			Total as a % of Total Voting rights
								Class eg: X	Class eg:y	Total	
A	Table II - Statement showing shareholding pattern of the Promoter and Promoter Group										
(1)	Indian										
(d)	Any Other (specify)	4	20572013			20572013	73.47	20572013		20572013	73.47
Sub-Total (A)(1)		4	20572013			20572013	73.47	20572013		20572013	73.47
(2)	Foreign										
Total Shareholding of Promoter and Promoter Group (A)=(A)(1)+(A)(2)		4	20572013			20572013	73.47	20572013		20572013	73.47
B	Table III - Statement showing shareholding pattern of the Public shareholder										
(1)	Institutions (Domestic)										
(c)	Alternate Investment Funds	1	13243			13243	0.05	13243		13243	0.05
(e)	Insurance Companies	3	1470438			1470438	5.25	1470438		1470438	5.25
Sub-Total (B)(1)		4	1483681			1483681	5.3	1483681		1483681	5.3
(2)	Institutions (Foreign)										
(d)	Foreign Portfolio Investors Category I	8	31482			31482	0.11	31482		31482	0.11
Sub-Total (B)(2)		8	31482			31482	0.11	31482		31482	0.11
(3)	Central Government / State Government(s)										
(c)	Shareholding by Companies or Bodies Corporate where Central / State Government is a promoter	2	18206			18206	0.07	18206		18206	0.07
Sub-Total (B)(3)		2	18206			18206	0.07	18206		18206	0.07
(4)	Non-institutions										
(g)	Resident Individuals holding nominal share capital up to Rs. 2 lakhs	46884	4861455			4861455	17.36	4861455		4861455	17.36
(h)	Resident Individuals holding nominal share capital in excess of Rs. 2 lakhs	5	223101			223101	0.8	223101		223101	0.8
(i)	Non Resident Indians (NRIs)	616	100527			100527	0.36	100527		100527	0.36
(l)	Bodies Corporate	251	251549			251549	0.9	251549		251549	0.9
(m)	Any Other (specify)	1490	457986			457986	1.64	457986		457986	1.64
Sub-Total (B)(4)		49246	5894618			5894618	21.05	5894618		5894618	21.05

Total Public Shareholding (B)=(B)(1)+(B)(2)+(B)(3)+(B)(4)		49260	7427987			7427987	26.53		7427987		7427987	26.53
C	Table IV - Statement showing shareholding pattern of the Non Promoter- Non Public shareholder											
Total (A+B+C2)		49264	28000000			28000000	100		28000000		28000000	100
Total (A+B+C)		49264	28000000			28000000	100		28000000		28000000	100

Table II - Statement showing shareholding pattern of the Promoter and Promoter Group

Sr.	No. Of Shares Underlying Outstanding convertible securities (X)	No. of Shares Underlying Outstanding Warrants (Xi)	No. Of Shares Underlying Outstanding convertible securities and No. Of Warrants (Xi) (a)	Shareholding , as a % assuming full conversion of convertible securities (as a percentage of diluted share capital) (XI)= (VII)+(X) As a % of (A+B+C2)	Number of Locked in shares (XII)		Number of Shares pledged or otherwise encumbered (XIII)		Number of equity shares held in dematerialized form (XIV)	Sub-categorization of shares		
					No. (a)	As a % of total Shares held (b)	No. (a)	As a % of total Shares held (b)		Sub-category (i)	Sub-category (ii)	Sub-category (iii)
A	Table II - Statement showing shareholding pattern of the Promoter and Promoter Group											
(1)	Indian											
(d)				73.47					20572013			
Sub-Total (A) (1)				73.47					20572013			
(2)	Foreign											
Total Shareholding of Promoter and Promoter Group (A)= (A)(1)+(A)(2)				73.47					20572013			
B	Table III - Statement showing shareholding pattern of the Public shareholder											
(1)	Institutions (Domestic)											
(c)				0.05					13243	0	0	0
(e)				5.25					1470438	0	0	0
Sub-Total (B) (1)				5.3					1483681	0	0	0
(2)	Institutions (Foreign)											
(d)				0.11					31482	0	0	0
Sub-Total (B) (2)				0.11					31482	0	0	0
(3)	Central Government / State Government(s)											
(c)				0.07					18206	0	0	0
Sub-Total (B) (3)				0.07					18206	0	0	0
(4)	Non-institutions											
(g)				17.36					4860070	0	0	0
(h)				0.8					223101	0	0	0
(i)				0.36					100527	0	0	0
(l)				0.9					251549	0	0	0
(m)				1.64					457986	0	0	0
Sub-Total (B) (4)				21.05					5893233	0	0	0
Total Public Shareholding (B)=(B)(1)+(B)(2)+(B)				26.53					7426602	0	0	0


(3)+(B)(4)											
C	Table IV - Statement showing shareholding pattern of the Non Promoter- Non Public shareholder										
Total (A+B+C2)				100						27998615	
Total (A+B+C)				100						27998615	



Any Other (specify)

Serial No.	1	2	3	4	
Category	Other	Other	Other	Other	Click here to go back
Name of the Shareholders (I)	DEENDAYAL PORT AUTHORITY	JAWAHARLAL NEHRU PORT AUTHORITY	PARADIP PORT AUTHORITY	VISAKHAPATNAM PORT AUTHORITY	
PAN (II)	AAALK0046N	AAALJ0036D	AAALP0055A	AAALV0035C	Total
No. of the Shareholders (I)	1	1	1	1	4
No. of fully paid up equity shares held (IV)	5040101	5040101	5040101	5451710	20572013
No. Of Partly paid-up equity shares held (V)					
No. Of shares underlying Depository Receipts (VI)					
Total nos. shares held (VII) = (IV)+ (V)+ (VI)	5040101	5040101	5040101	5451710	20572013
Shareholding as a % of total no. of shares (calculated as per SCRR, 1957) (VIII) As a % of (A+B+C2)	18	18	18	19.47	73.47
Number of Voting Rights held in each class of securities (IX)					
Class eg: X	5040101	5040101	5040101	5451710	20572013
Class eg:y					
Total	5040101	5040101	5040101	5451710	20572013
Total as a % of Total Voting rights	18	18	18	19.47	73.47
No. Of Shares Underlying Outstanding convertible securities (X)					
No. of Shares Underlying Outstanding Warrants (Xi)					
No. Of Shares Underlying Outstanding convertible securities and No. Of Warrants (Xi) (a)					
Shareholding , as a % assuming full conversion of convertible securities (as a percentage of	18	18	18	19.47	73.47


diluted share capital) (XI)= (VII)+(X) As a % of (A+B+C2)					
Number of Locked in shares (XII)					
No. (a)					
As a % of total Shares held (b)					
Number of Shares pledged or otherwise encumbered (XIII)					
No. (a)					
As a % of total Shares held (b)					
Number of equity shares held in dematerialized form (XIV)	5040101	5040101	5040101	5451710	20572013
Reason for not providing PAN					
Reason for not providing PAN					
Shareholder type	Promoter	Promoter	Promoter	Promoter	



Insurance Companies

Serial No.	1	
Name of the Shareholders (I)	LIFE INSURANCE CORPORATION OF INDIA	Click here to go back
PAN (II)	AAACL0582H	Total
No. of fully paid up equity shares held (IV)	1230473	1230473
No. Of Partly paid-up equity shares held (V)		
No. Of shares underlying Depository Receipts (VI)		
Total nos. shares held (VII) = (IV)+ (V)+ (VI)	1230473	1230473
Shareholding as a % of total no. of shares (calculated as per SCRR, 1957) (VIII) As a % of (A+B+C2)	4.39	4.39
Number of Voting Rights held in each class of securities (IX)		
Class eg: X	1230473	1230473
Class eg:y		
Total	1230473	1230473
Total as a % of Total Voting rights	4.39	4.39
No. Of Shares Underlying Outstanding convertible securities (X)		
No. of Shares Underlying Outstanding Warrants (Xi)		
No. Of Shares Underlying Outstanding convertible securities and No. Of Warrants (Xi) (a)		
Shareholding , as a % assuming full conversion of convertible securities (as a percentage of diluted share capital) (XI)= (VII)+(X) As a % of (A+B+C2)	4.39	4.39
Number of Locked in shares (XII)		

No. (a)		
As a % of total Shares held (b)		
Number of equity shares held in dematerialized form (XIV)	1230473	1230473
Reason for not providing PAN		
Reason for not providing PAN		
Sub-categorization of shares		
Shareholding (No. of shares) under		
Sub-category (i)	0	0
Sub-category (ii)	0	0
Sub-category (iii)	0	0



Any Other (specify)

Serial No.	1	2	3	
Category	Clearing Members	Trusts	HUF	
Category / More than 1 percentage	Category	Category	Category	
Name of the Shareholders (I)				Click here to go back
PAN (II)				Total
No. of the Shareholders (I)	32	6	1452	1490
No. of fully paid up equity shares held (IV)	79954	45404	332628	457986
No. Of Partly paid-up equity shares held (V)				
No. Of shares underlying Depository Receipts (VI)				
Total nos. shares held (VII) = (IV)+ (V)+ (VI)	79954	45404	332628	457986
Shareholding as a % of total no. of shares (calculated as per SCRR, 1957) (VIII) As a % of (A+B+C2)	0.29	0.16	1.19	1.64
Number of Voting Rights held in each class of securities (IX)				
Class eg: X	79954	45404	332628	457986
Class eg:y				
Total	79954	45404	332628	457986
Total as a % of Total Voting rights	0.29	0.16	1.19	1.64
No. Of Shares Underlying Outstanding convertible securities (X)				
No. of Shares Underlying Outstanding Warrants (Xi)				
No. Of Shares Underlying Outstanding convertible securities and No. Of Warrants (Xi) (a)				
Shareholding , as a % assuming full conversion of convertible securities (as a				

percentage of diluted share capital) (XI)= (VII)+(X) As a % of (A+B+C2)	0.29	0.16	1.19	1.64
Number of Locked in shares (XII)				
No. (a)				
As a % of total Shares held (b)				
Number of equity shares held in dematerialized form (XIV)	79954	45404	332628	457986
Reason for not providing PAN				
Reason for not providing PAN				
Sub-categorization of shares				
Shareholding (No. of shares) under				
Sub-category (i)	0	0	0	0
Sub-category (ii)	0	0	0	0
Sub-category (iii)	0	0	0	0

