

### General information about company

Scrip code	523618
NSE Symbol	DREDGECORP
MSEI Symbol	NOTLISTED
ISIN	INE506A01018
Name of the company	DREDGING COPRORATION OF INDIA LIMITED
Whether company is SME	No
Class of Security	Equity Shares
Type of report	Quarterly
Quarter Ended / Half year ended/Date of Report (For Prelisting / Allotment)	30-06-2024
Date of allotment / extinguishment (in case Capital Restructuring selected) / Listing Date	
Shareholding pattern filed under	Regulation 31 (1) (b)
Whether the listed entity is Public Sector Undertaking (PSU)?	No

### Declaration

Sr. No.	Particular	Yes/No	Promoter and Promoter Group	Public shareholder	Non Promoter- Non Public
1	Whether the Listed Entity has issued any partly paid up shares?	No	No	No	No
2	Whether the Listed Entity has issued any Convertible Securities ?	No	No	No	No
3	Whether the Listed Entity has issued any Warrants ?	No	No	No	No
4	Whether the Listed Entity has any shares against which depository receipts are issued?	No	No	No	No
5	Whether the Listed Entity has any shares in locked-in?	No	No	No	No
6	Whether any shares held by promoters are pledge or otherwise encumbered?	No	No		
7	Whether company has equity shares with differential voting rights?	No	No	No	No
8	Whether the listed entity has any significant beneficial owner?	No			

**Table VI - Statement showing foreign ownership limits**

<b>Particular</b>	<b>Approved limits (%)</b>	<b>Limits utilized (%)</b>
As on shareholding date	100	0.34
As on the end of previous 1st quarter	100	0.3
As on the end of previous 2nd quarter	100	0.11
As on the end of previous 3rd quarter	100	0.25
As on the end of previous 4th quarter	100	0.15

**Table I - Summary Statement holding of specified securities**

Category (I)	Category of shareholder (II)	Nos. Of shareholders (III)	No. of fully paid up equity shares held (IV)	No. Of Partly paid-up equity shares held (V)	No. Of shares underlying Depository Receipts (VI)	Total nos. shares held (VII) = (IV)+ (V)+ (VI)	Shareholding as a % of total no. of shares (calculated as per SCRR, 1957) (VIII) As a % of (A+B+C2)	Number of Voting Rights held in each class of securities (IX)			
								No of Voting (XIV) Rights			Total as a % of (A+B+C)
								Class eg: X	Class eg:y	Total	
(A)	Promoter & Promoter Group	4	20572013			20572013	73.47	20572013		20572013	73.47
(B)	Public	45342	7427987			7427987	26.53	7427987		7427987	26.53
(C)	Non Promoter-Non Public										
(C1)	Shares underlying DRs										
(C2)	Shares held by Employee Trusts										
	<b>Total</b>	<b>45346</b>	<b>28000000</b>			<b>28000000</b>	<b>100</b>	<b>28000000</b>		<b>28000000</b>	<b>100</b>


**Table I - Summary Statement holding of specified securities**

Category (I)	Category of shareholder (II)	No. Of Shares Underlying Outstanding convertible securities (X)	No. of Shares Underlying Outstanding Warrants (Xi)	No. Of Shares Underlying Outstanding convertible securities and No. Of Warrants (Xi) (a)	Shareholding , as a % assuming full conversion of convertible securities ( as a percentage of diluted share capital) (XI)= (VII)+(X) As a % of (A+B+C2)	Number of Locked in shares (XII)		Number of Shares pledged or otherwise encumbered (XIII)		Number of equity shares held in dematerialized form (XIV)	Sub-categorization of shares		
						No. (a)	As a % of total Shares held (b)	No. (a)	As a % of total Shares held (b)		Sub-category (i)	Sub-category (ii)	Sub-category (iii)
(A)	Promoter & Promoter Group				73.47					20572013			
(B)	Public				26.53					7426615	0	0	0
(C)	Non Promoter-Non Public												
(C1)	Shares underlying DRs												
(C2)	Shares held by Employee Trusts												
	Total				100					27998628	0	0	0

**Table II - Statement showing shareholding pattern of the Promoter and Promoter Group**

Sr.	Category & Name of the Shareholders (I)	Nos. Of shareholders (III)	No. of fully paid up equity shares held (IV)	No. Of Partly paid-up equity shares held (V)	No. Of shares underlying Depository Receipts (VI)	Total nos. shares held (VII) = (IV)+(V)+(VI)	Shareholding as a % of total no. of shares (calculated as per SCRR, 1957) (VIII) As a % of (A+B+C2)	Number of Voting Rights held in each class of securities (IX)			
								No of Voting (XIV) Rights			Total as a % of Total Voting rights
								Class eg: X	Class eg:y	Total	
A	Table II - Statement showing shareholding pattern of the Promoter and Promoter Group										
(1)	Indian										
(d)	Any Other (specify)	4	20572013			20572013	73.47	20572013		20572013	73.47
Sub-Total (A)(1)		4	20572013			20572013	73.47	20572013		20572013	73.47
(2)	Foreign										
Total Shareholding of Promoter and Promoter Group (A)=(A)(1)+(A)(2)		4	20572013			20572013	73.47	20572013		20572013	73.47
B	Table III - Statement showing shareholding pattern of the Public shareholder										
(1)	Institutions (Domestic)										
(a)	Mutual Funds	1	20000			20000	0.07	20000		20000	0.07
(e)	Insurance Companies	3	1405979			1405979	5.02	1405979		1405979	5.02
Sub-Total (B)(1)		4	1425979			1425979	5.09	1425979		1425979	5.09
(2)	Institutions (Foreign)										
(d)	Foreign Portfolio Investors Category I	21	94299			94299	0.34	94299		94299	0.34
Sub-Total (B)(2)		21	94299			94299	0.34	94299		94299	0.34
(3)	Central Government / State Government(s)										
(c)	Shareholding by Companies or Bodies Corporate where Central / State Government is a promoter	2	21613			21613	0.08	21613		21613	0.08
Sub-Total (B)(3)		2	21613			21613	0.08	21613		21613	0.08
(4)	Non-institutions										
(g)	Resident Individuals holding nominal share capital up to Rs. 2 lakhs	43054	3871412			3871412	13.83	3871412		3871412	13.83
(h)	Resident Individuals holding nominal share capital in excess of Rs. 2 lakhs	14	1085761			1085761	3.88	1085761		1085761	3.88
(i)	Non Resident Indians (NRIs)	667	115620			115620	0.41	115620		115620	0.41
(l)	Bodies Corporate	261	393058			393058	1.4	393058		393058	1.4
(m)	Any Other (specify)	1319	420245			420245	1.5	420245		420245	1.5
Sub-Total (B)(4)		45315	5886096			5886096	21.02	5886096		5886096	21.02

Total Public Shareholding (B)=(B)(1)+(B)(2)+(B)(3)+(B)(4)		45342	7427987			7427987	26.53		7427987		7427987	26.53
C	Table IV - Statement showing shareholding pattern of the Non Promoter- Non Public shareholder											
Total ( A+B+C2 )		45346	28000000			28000000	100		28000000		28000000	100
Total (A+B+C )		45346	28000000			28000000	100		28000000		28000000	100




**Table II - Statement showing shareholding pattern of the Promoter and Promoter Group**

Sr.	No. Of Shares Underlying Outstanding convertible securities (X)	No. of Shares Underlying Outstanding Warrants (Xi)	No. Of Shares Underlying Outstanding convertible securities and No. Of Warrants (Xi) (a)	Shareholding , as a % assuming full conversion of convertible securities ( as a percentage of diluted share capital) (XI)= (VII)+(X) As a % of (A+B+C2)	Number of Locked in shares (XII)		Number of Shares pledged or otherwise encumbered (XIII)		Number of equity shares held in dematerialized form (XIV)	Sub-categorization of shares		
					No. (a)	As a % of total Shares held (b)	No. (a)	As a % of total Shares held (b)		Sub-category (i)	Sub-category (ii)	Sub-category (iii)
A	Table II - Statement showing shareholding pattern of the Promoter and Promoter Group											
(1)	Indian											
(d)				73.47					20572013			
Sub-Total (A) (1)				73.47					20572013			
(2)	Foreign											
Total Shareholding of Promoter and Promoter Group (A)= (A)(1)+(A)(2)				73.47					20572013			
B	Table III - Statement showing shareholding pattern of the Public shareholder											
(1)	Institutions (Domestic)											
(a)				0.07					20000	0	0	0
(e)				5.02					1405979	0	0	0
Sub-Total (B) (1)				5.09					1425979	0	0	0
(2)	Institutions (Foreign)											
(d)				0.34					94299	0	0	0
Sub-Total (B) (2)				0.34					94299	0	0	0
(3)	Central Government / State Government(s)											
(c)				0.08					21613	0	0	0
Sub-Total (B) (3)				0.08					21613	0	0	0
(4)	Non-institutions											
(g)				13.83					3870040	0	0	0
(h)				3.88					1085761	0	0	0
(i)				0.41					115620	0	0	0
(l)				1.4					393058	0	0	0
(m)				1.5					420245	0	0	0
Sub-Total (B) (4)				21.02					5884724	0	0	0
Total Public Shareholding (B)=(B)(1)+(B)(2)+(B)				26.53					7426615	0	0	0




(3)+(B)(4)												
C	Table IV - Statement showing shareholding pattern of the Non Promoter- Non Public shareholder											
Total (A+B+C2)				100								27998628
Total (A+B+C)				100								27998628



**Any Other (specify)**

Serial No.	1	2	3	4	
Category	Bodies Corporate	Bodies Corporate	Bodies Corporate	Bodies Corporate	<a href="#">Click here to go back</a>
Name of the Shareholders (I)	DEENDAYAL PORT AUTHORITY	JAWAHARLAL NEHRU PORT AUTHORITY	PARADIP PORT TRUST	VISAKHAPATNAM PORT TRUST	
PAN (II)	AAALK0046N	AAALJ0036D	AAALP0055A	AAALV0035C	Total
No. of the Shareholders (I)	1	1	1	1	4
No. of fully paid up equity shares held (IV)	5040101	5040101	5040101	5451710	20572013
No. Of Partly paid-up equity shares held (V)					
No. Of shares underlying Depository Receipts (VI)					
Total nos. shares held (VII) = (IV)+ (V)+ (VI)	5040101	5040101	5040101	5451710	20572013
Shareholding as a % of total no. of shares (calculated as per SCRR, 1957) (VIII) As a % of (A+B+C2)	18	18	18	19.47	73.47
<b>Number of Voting Rights held in each class of securities (IX)</b>					
Class eg: X	5040101	5040101	5040101	5451710	20572013
Class eg:y					
Total	5040101	5040101	5040101	5451710	20572013
Total as a % of Total Voting rights	18	18	18	19.47	73.47
No. Of Shares Underlying Outstanding convertible securities (X)					
No. of Shares Underlying Outstanding Warrants (Xi)					
No. Of Shares Underlying Outstanding convertible securities and No. Of Warrants (Xi) (a)					
Shareholding , as a % assuming full conversion of convertible securities (as a percentage of	18	18	18	19.47	73.47


diluted share capital) (XI)= (VII)+(X) As a % of (A+B+C2)					
Number of Locked in shares (XII)					
No. (a)					
As a % of total Shares held (b)					
Number of Shares pledged or otherwise encumbered (XIII)					
No. (a)					
As a % of total Shares held (b)					
Number of equity shares held in dematerialized form (XIV)	5040101	5040101	5040101	5451710	20572013
Reason for not providing PAN					
Reason for not providing PAN					
Shareholder type	Promoter	Promoter	Promoter	Promoter	



## Insurance Companies

Serial No.	1	
Name of the Shareholders (I)	LIFE INSURANCE CORPORATION OF INDIA	<a href="#">Click here to go back</a>
PAN (II)	AAACL0582H	Total
No. of fully paid up equity shares held (IV)	1230473	1230473
No. Of Partly paid-up equity shares held (V)		
No. Of shares underlying Depository Receipts (VI)		
Total nos. shares held (VII) = (IV)+ (V)+ (VI)	1230473	1230473
Shareholding as a % of total no. of shares (calculated as per SCRR, 1957) (VIII) As a % of (A+B+C2)	4.39	4.39
<b>Number of Voting Rights held in each class of securities (IX)</b>		
Class eg: X	1230473	1230473
Class eg:y		
Total	1230473	1230473
Total as a % of Total Voting rights	4.39	4.39
No. Of Shares Underlying Outstanding convertible securities (X)		
No. of Shares Underlying Outstanding Warrants (Xi)		
No. Of Shares Underlying Outstanding convertible securities and No. Of Warrants (Xi) (a)		
Shareholding , as a % assuming full conversion of convertible securities (as a percentage of diluted share capital) (XI)= (VII)+(X) As a % of (A+B+C2)	4.39	4.39
<b>Number of Locked in shares (XII)</b>		


No. (a)		
As a % of total Shares held (b)		
Number of equity shares held in dematerialized form (XIV)	1230473	1230473
Reason for not providing PAN		
Reason for not providing PAN		
Sub-categorization of shares		
Shareholding (No. of shares) under		
Sub-category (i)	0	0
Sub-category (ii)	0	0
Sub-category (iii)	0	0



**Individuals - ii. Individual shareholders holding nominal share capital in excess of Rs. 2 lakhs.**

Serial No.	1	
Name of the Shareholders (I)	MUKUL MAHAVIR AGRAWAL	<a href="#">Click here to go back</a>
PAN (II)	AARFP3029P	Total
No. of fully paid up equity shares held (IV)	505000	505000
No. Of Partly paid-up equity shares held (V)		
No. Of shares underlying Depository Receipts (VI)		
Total nos. shares held (VII) = (IV)+ (V)+ (VI)	505000	505000
Shareholding as a % of total no. of shares (calculated as per SCRR, 1957) (VIII) As a % of (A+B+C2)	1.8	1.8
<b>Number of Voting Rights held in each class of securities (IX)</b>		
Class eg: X	505000	505000
Class eg:y		
Total	505000	505000
Total as a % of Total Voting rights	1.8	1.8
No. Of Shares Underlying Outstanding convertible securities (X)		
No. of Shares Underlying Outstanding Warrants (Xi)		
No. Of Shares Underlying Outstanding convertible securities and No. Of Warrants (Xi) (a)		
Shareholding , as a % assuming full conversion of convertible securities (as a percentage of diluted share capital) (XI)= (VII)+(X) As a % of (A+B+C2)	1.8	1.8
<b>Number of Locked in shares (XII)</b>		

No. (a)		
As a % of total Shares held (b)		
Number of equity shares held in dematerialized form (XIV)	505000	505000
Reason for not providing PAN		
Reason for not providing PAN		
Sub-categorization of shares		
Shareholding (No. of shares) under		
Sub-category (i)	0	0
Sub-category (ii)	0	0
Sub-category (iii)	0	0



**Any Other (specify)**

Serial No.	1	2	3	4	
Category	Clearing Members	Trusts	HUF	Others	
Category / More than 1 percentage	Category	Category	Category	Category	
Name of the Shareholders (I)				Qualified Institutional Buyer	<a href="#">Click here to go back</a>
PAN (II)					Total
No. of the Shareholders (I)	33	4	1281	1	1319
No. of fully paid up equity shares held (IV)	141687	39504	229104	9950	420245
No. Of Partly paid-up equity shares held (V)					
No. Of shares underlying Depository Receipts (VI)					
Total nos. shares held (VII) = (IV)+ (V)+ (VI)	141687	39504	229104	9950	420245
Shareholding as a % of total no. of shares (calculated as per SCRR, 1957) (VIII) As a % of (A+B+C2)	0.51	0.14	0.82	0.04	1.51
<b>Number of Voting Rights held in each class of securities (IX)</b>					
Class eg: X	141687	39504	229104	9950	420245
Class eg:y					
Total	141687	39504	229104	9950	420245
Total as a % of Total Voting rights	0.51	0.14	0.82	0.04	1.51
No. Of Shares Underlying Outstanding convertible securities (X)					
No. of Shares Underlying Outstanding Warrants (Xi)					
No. Of Shares Underlying Outstanding convertible securities and No. Of Warrants (Xi) (a)					
Shareholding , as a % assuming full conversion of convertible securities (as a					



percentage of diluted share capital) (XI)= (VII)+(X) As a % of (A+B+C2)	0.51	0.14	0.82	0.04	1.51
Number of Locked in shares (XII)					
No. (a)					
As a % of total Shares held (b)					
Number of equity shares held in dematerialized form (XIV)	141687	39504	229104	9950	420245
Reason for not providing PAN					
Reason for not providing PAN					
Sub-categorization of shares					
Shareholding (No. of shares) under					
Sub-category (i)	0	0	0	0	0
Sub-category (ii)	0	0	0	0	0
Sub-category (iii)	0	0	0	0	0

